

GADDESBY

KITCHENS



The Collection

Contents

SLAB DOORS	
Nola & Zona	8–23
Södermalm	24–31
Lara	32–39
Fusion	40–45
J PULL DOORS	
Jaida	48–57
Brera	58–69
1 PIECE WRAPPED SHAKER DOORS	
Cologne & Warsaw	72–83
5 PIECE WRAPPED SHAKER DOORS	
Balham	86–93
Burford	94–99
Pentney	100–109
Wynwood	110–119
SMOOTH PAINTED SHAKER DOORS	
Maya	122–129
Diani	130–137
Elsdon	138–143
GRAINED PAINTED SHAKER DOORS	
Thornham	146–153
Colmar	154–161
Tavira	162–169
Condesa	170–177
Lynford	178–187
Aylsham	188–195
Holkham	196–201
IN-FRAME EFFECT PAINTED SHAKER DOORS	
Painswick	204–209
Wakeley	210–217
Ardley	218–225
Jarrow	226–233
PAINTED DOOR FINISHES	234–237
CABINET ACCESSORIES	238–241
CABINETS	242–247
INTERNAL STORAGE	248–255
HANDLES	256–271
WORKTOPS	272–283
SINKS, TAPS & APPLIANCES	284–291



The Perfect Recipe

For success, Gaddesby Kitchens use only the finest quality ingredients, starting with cabinets from ECF, dressed with the latest European finishes by Egger.

Combine these with the durability of Egger worktops, and an array of high quality hinge, drawer and lift systems.

For cutting edge flavour, add sinks, taps and appliances from Caple.

Then, finish it all off with the innovative lighting from Sensio.

Serve with a dash of personal style.



NOLA




ZONA



SÖDERMALM



LARA



FUSION

Slab Doors

At first glance, the slab door may appear uninspiring, but with integrated handle designs, plywood effect edging, striking high gloss finishes and modern matt textures you can create a contemporary and stylish kitchen that is anything but ordinary.



Nola

Sometimes simple design is harder to get just right. But when it comes together perfectly—as in Nola—it’s truly beautiful.

SLAB DOOR

Melamine Face with Matching Edge

18mm MFC

Versatile. From every angle.
That's the Nola kitchen.

Bringing together texture, finish and colour with striking geometric lines produces a kitchen guaranteed to have that wow factor, and it certainly doesn't disappoint. It's a masterpiece of style with substance, endlessly practical and easy to live with. The pure lines of the slab drawers and doors with matching edge create a uniform style, with discreet slimline handles, woodgrain detailing and solid co-ordinating colours.





CASHMERE

PASADENA PINE



FJORD

Style notes

Here we've kept the colour palette really simple yet delivered what we feel is a striking kitchen design.

Premium White worktops work perfectly with the matt finish of Onyx Grey, but the results can be equally stunning when used with Cashmere or Pasadena Pine.

By using shallow open shelved cabinets above one of our single drawer units, you can create not only a functional piece of furniture but a very individual feature too.



Zona

First impressions count, certainly.
 But a second, closer look
 often reveals the subtle details.

SLAB DOOR

Melamine Face with Matching Edge & Integrated Handle

18mm MFC

Sometimes you don't need to shout to be heard.


Take our Zona kitchen for example. Stylish and sophisticated. Elegant and graceful. Practical and refined. Its subtle design details and discreet features, says so much about you without trying too hard. Slab doors with matching edge and fascia in both woodgrains and solid colours give a discreet look, complemented by the integrated trim handle.*

*Handleless options available





CASHMERE

BROWN
ORLEANS OAK


CASCINA PINE



Style notes

Zona is all about the subtle handle across the top of the fascia, combining the practicality of a handled fascia with the seamless look of handleless. The trick is to keep it simple.

Solid colours such as Cashmere and Light Grey work brilliantly with the striking woodgrain textured décors of Brown Orleans Oak and Cascina Pine. Alternatively combine two different textured and coloured fascias with the cooler light grey tones of a square-edged worktop, or a glossy marble finish splashback.



ALPINE WHITE




DUST GREY



ANTIQUÉ PINK



FJORD




CASHMERE



INDIGO BLUE



DAKAR



LIGHT GREY



DENIM



ONYX GREY



PEARL GREY



SILVER GREY




PEBBLE GREY



STONE GREY



REED GREEN



ROSE PINK



SAGE GREEN



BROWN ORLEANS OAK



GREY NEBRASKA OAK



BROWN CASELLA OAK



LIGHT GREY CHICAGO CONCRETE



CASCINA PINE



LIGHT NATURAL CASELLA OAK



GREY BARDOLINO OAK



MARONE CASELLA OAK



GREY GLADSTONE OAK



NATURAL CASELLA OAK



NATURAL HALIFAX OAK



WHITE CHROMIX



PASADENA PINE



WHITE HALIFAX OAK



SAND ORLEANS OAK



WHITE LEVANTO MARBLE



TOBACCO HALIFAX OAK



WHITE CASELLA OAK



Södermalm

Unassuming simplicity. Discreet detailing.
It's what the Scandinavians do so well.
As does Södermalm.

SLAB DOOR

Melamine Face with Plywood-Effect Edge

18mm MFC

For style, look to Sweden.

As its name suggests, Södermalm is inspired by Nordic culture, bringing together authentic touches of nature and discreet colour to create a distinctive, understated look all of its own. On-trend shades mix with seductive lines, perfectly set off by beautifully thought-out detailing. With a nod to classic Scandinavian design, the plywood effect edging works with a carefully chosen colour palette to create a delightfully minimalist look.




Style notes

Possibly the simplest kitchen we've ever designed, Södermalm's solid finishes colours simply mix and match for a look that's modern, functional and still right on-trend — the versatile grey shadings work in any combination.

The fascia's ply effect edging works incredibly well alongside any of the finishes; here, Denim and Alpine White have been complemented by the plywood effect edging.






ALPINE WHITE



INDIGO BLUE



ANTIQUÉ PINK




LIGHT GREY




DENIM



REED GREEN



DUST GREY



ROSE PINK



FJORD



SAGE GREEN



SILVER GREY





Lara

A contemporary slab door in soft touch matt that brings simplicity and serenity to the chaos of any kitchen.

SLAB DOOR

Soft Touch Matt PET Foil & Lacquered

18mm MDF

Soft lines in soft matt.

The understated lines of Lara lend themselves well to a kitchen that looks like it was tailored rather than built. It is a style that will never go out of fashion.






DUST GREY


Style notes

Make a bold statement by adding thicker styled handles to a simple slab door.






CASHMERE




LIGHT GREY




DUST GREY




PORCELAIN



GRAPHITE



WHITE



INDIGO BLUE



Fusion

Reflect, for a moment, on all that's great in a modern kitchen. And you'll see what makes Fusion slick, sleek and stylish.

SLAB DOOR

High Gloss Smooth Painted

18mm MDF

For sleek and sophisticated style, look no further.

The crisp lines and characteristic slab-style of Fusion add a touch of glamour to any kitchen. Its gleaming finishes are a confident style statement with feature end panels. These painted and lacquered slab doors create a clean look, with a high gloss finish that stays looking beautiful no matter how hard it has to work.







Style notes

Fusion really lends itself to a sharp, sophisticated look, with the superb high gloss fascias, painted and lacquered, matched with top quality Gaddesby cabinets made right here in the UK.

It's easy to create an urban industrial look by simply combining a White Levanto Marble worktop with high gloss fascias. Or for a distinctly modern look, team the fascia with our 25mm square-edged Black worktop.




CASHMERE GLOSS




LIGHT GREY GLOSS



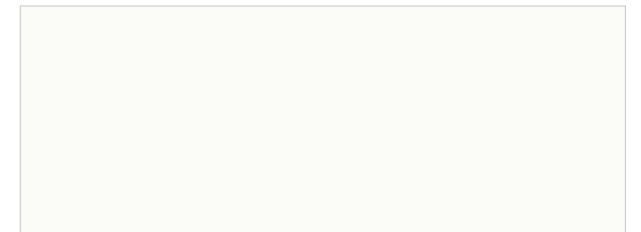
DUST GREY GLOSS



PORCELAIN GLOSS



GRAPHITE GLOSS



WHITE GLOSS



JAIDA



BRERA

J Pull Doors

The J-Pull door features modern geometric lines and an integrated handle for a seamless, clean run across the kitchen. When paired with integrated appliances and your choice of either a soft matt or high gloss finish, these minimalist door styles provide a refined look and feel.



Jaida

A modern J Pull door available in both gloss and matt finishes that is ready for you to mix or match however you see fit.

J PULL DOOR

Super Matt or High Gloss PET Foil Face

19mm Thick MDF



Smooth is the style.

The Jaida door style stands out with its ergonomic and integrated J-Pull handle to help create a clutter-free kitchen for modern living.





JAIDA | Light Grey Gloss & Dust Grey Matt




Style notes

Traditional wood floors make for a nice contrast against the sleek gloss doors, while highlighting both materials equally. If you'd prefer to keep it simple, you can't lose with the clean, open feel of white and grey finishes.

JAIDA | Top: White Matt | Bottom: Graphite Gloss





CASHMERE MATT




DUST GREY MATT




GRAPHITE MATT




INDIGO BLUE MATT



LIGHT GREY MATT



WHITE MATT




CASHMERE GLOSS



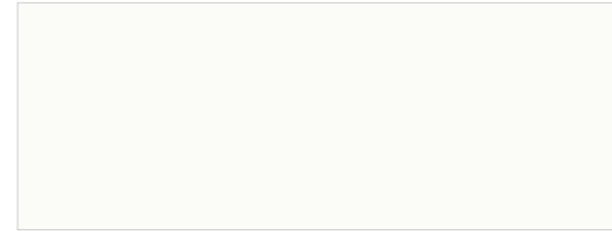
DUST GREY GLOSS



GRAPHITE GLOSS



LIGHT GREY GLOSS



WHITE GLOSS



Brera

Few designs are truly dramatic. Fewer still can create drama with the rounded style and smooth panache of Brera.

J PULL DOOR

Matt Smooth & High Gloss Painted

22mm Thick MDF



Less is often more.

Take Brera, for example. Strong, angular style mixed with long unbroken lines and smooth surfaces alongside bold accents. It's a look inspired by modern minimalism, a model of uncluttered thinking and clarity of purpose. And the effect is nothing short of dramatic.





AIRFORCE




DEEP FOREST



ANTIQUE RED



DUST GREY



CANNON BLACK



GRAPHITE



CARDAMOM



GUN METAL GREY



CASHMERE




HERITAGE GREEN



INDIGO BLUE



MARINE




IVORY




MONUMENT GREY




LAVA



MUSSEL



LIGHT GREY



PANTRY BLUE




LIGHT TEAL



PARISIAN BLUE



PORCELAIN




STONE




REED GREEN



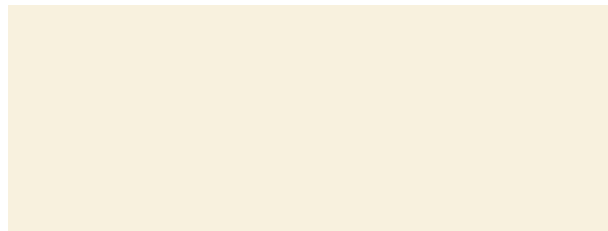
STONE GREY




SAGE GREEN



TAUPE GREY



SHELL



VINTAGE PINK



SLATE BLUE



VIRIDIAN



WILLOW






LIGHT GREY CHICAGO CONCRETE


Style notes

Brera's White Gloss finish works timelessly with marble effect worktops. For a contemporary look, choose cool-toned Light Grey Chicago Concrete for your worktop.

The minimalist design of Brera, with its integrated handles, means form meets function and less truly is more.




CASHMERE GLOSS



LIGHT GREY GLOSS



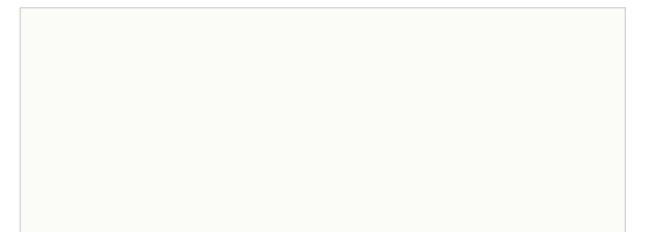
DUST GREY




PORCELAIN GLOSS




GRAPHITE GLOSS



WHITE GLOSS




COLOGNE



WARSAW

1 Piece Wrapped Shaker Doors

A little more traditional, the shaker door has stood the test of time in kitchen design and continues to remain a prominent choice. These doors feature 1 piece construction wrapped in vinyl and are available in a beautiful smooth texture, or for something slightly more natural, choose a textured woodgrain effect finish to bring the outside in.



Cologne

Think French farmhouse style.
With a distinct 21st century twist.
Too late...Cologne's beaten you to it.

1 PIECE WRAPPED SHAKER DOOR

Vinyl Wrap

18mm MDF

A new perspective on a traditional look.


Echoes of the old French farmhouse look combined with a distinctly urban edge adds to Cologne's universal appeal. If you're looking for a homely feel, it has it in spades; but at the same time, it delivers crisp, modern styling in a range of on-trend colours. This distinctive square-framed design, with inset flat centre panel, features a traditional bevelled seam perfectly complemented by sleek chrome handles.






Style notes

The key here is simplicity: no elaborate mouldings or fussy decoration makes for an effortless look that stays fresh for years to come. To achieve true shaker style, pair wooden worktops and more traditional knobs with a neutral floor. If you love to entertain, be sure to include a Caple under counter wine cabinet for wine loving family and friends.





Warsaw

No frills, no fuss, no flourishes.
No wonder Warsaw is such a timeless design.
And such a popular choice.

1 PIECE WRAPPED SHAKER DOOR

Vinyl Wrap

18mm MDF



Elegantly simple.
And simply elegant.

The classic shaker style that's stood the test of time: clean, sophisticated, uncluttered. It's beautifully understated, with a simple unpretentious design that combines the familiarity of traditional style with a modern linear look. The best of both worlds, in fact.






DUST GREY



LIGHT GREY



GRAPHITE




MUSSEL




INDIGO BLUE



STONE GREY



IVORY



WHITE




KASHMIR




MARINE BLUE OAK




BALHAM



BURFORD




PENTNEY



WYNWOOD

5 Piece Wrapped Shaker Doors

Chunky frames, textures reminiscent of real wood and the ever popular shaker style in a range of beautiful finishes, ranging from muted neutrals to statement blues. Our Gaddesby 5 piece shaker doors mimic the look and effect of solid ash but at a fraction of the price.



Balham

The complexity of a 5 piece wrapped door has never looked so simple, or as elegant.

5 PIECE WRAPPED SHAKER DOOR

Grained Vinyl Wrap

22mm MDF

60mm Frame Width



Minimal yet Elegant.

The simplicity of Balham takes centre stage and lends itself to unassuming elegance, characterised through refined, narrow stiles and a subtle woodgrain effect finish that adds a touch of sophistication.





Style notes

Subtle finishes paired with classic white marble worktops are always in fashion. They also make a kitchen easier to update, if desired, using trend setting knobs or bar stools.



CASHMERE ASH



LIGHT NATURAL CASELLA OAK



DOVE GREY ASH



PARISIAN BLUE ASH



DUST GREY ASH



REED GREEN ASH



FIR GREEN ASH



INDIGO BLUE ASH



Burford

With its slim frame, internal profile and v-groove detailing, Burford is adaptable for contemporary or traditional styling.

5 PIECE WRAPPED SHAKER DOOR

Smooth Matt Vinyl Wrap

19mm MDF

68mm Frame Width



A small profile makes for a big presence.

When you want the shaker feel and contemporary style, Burford ticks all the boxes. The Alkorcell smooth matt vinyl finish is both beautiful, family-friendly and up to the task of today's challenges.



Style notes

The bold look of Indigo Blue with crisp white marble worktops, brushed nickel handles and glazed doors adds a modern touch to a traditional kitchen.




CASHMERE



PORCELAIN




DUST GREY




GRAPHITE



INDIGO BLUE



LIGHT GREY



Pentney

Blending timeless elegance and modern craftsmanship, Pentney brings a sense of refined charm to any kitchen, featuring a skinny shaker design, wrapped in a premium woodgrain effect finish.

5 PIECE WRAPPED SKINNY SHAKER DOOR WITH INTERNAL BEAD

Woodgrain Effect Foil

22mm MDF

60mm Frame Width



Ingrained charm and detail.

The internal beading of Pentney adds unexpected dimension to this shaker door style, whilst the bold grained finish exceeds all expectations.








Style notes


Embellish architectural details, such as arched windows, with matching cabinetry or create useful storage in otherwise awkward to use spaces.



INDIGO BLUE




LIGHT GREY




PORCELAIN



REED GREEN



TAUPE GREY



Wynwood

Solid, dependable, mature.
 There's a certain grown up feel to Wynwood.
 It's a kitchen that's come of age.

5 PIECE WRAPPED SHAKER DOOR

Grained Vinyl Wrap

22mm MDF

110mm Frame Width



Classic beauty never goes out of style.

Its lines are so elegant, its style so refined, its tones so cultured. And yet, it offers an understated modern edge, that adds a certain sophistication... rather like salted caramel, it's a sumptuous take on a perennial favourite.





Style notes

Use a contrasting worktop to create a focal point at the natural gathering place, your kitchen island. Conversely, Black Pietra Grigia worktops on Cashmere Ash finish cabinets offer a 'wow' factor to lighter hued kitchens.





CASHMERE ASH



GRAPHITE GREY ASH



DAKAR ASH



INDIGO BLUE ASH



DOVE GREY ASH



IVORY ASH




DUST GREY ASH



LIGHT NATURAL CASELLA OAK



FIR GREEN ASH



MUSSEL ASH




PARISIAN BLUE ASH



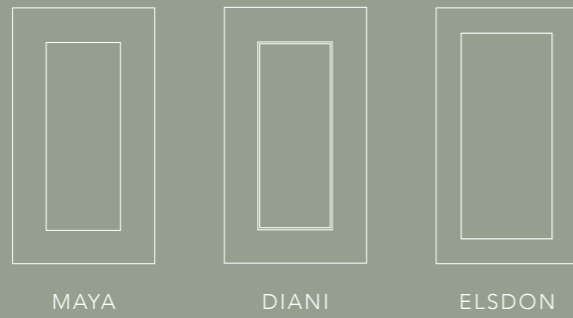
REED GREEN ASH



STONE GREY ASH




WHITE ASH



Smooth Painted Shaker Doors

A stunning selection of smooth painted shaker doors, each one characterised by varying frame widths and internal chamfer detailing for ultimate versatility in your kitchen style. Choose from a myriad of gorgeous painted finishes to mix and match as you see fit.



Maya

Beautifully simple. And simply beautiful.
That's what makes the traditional shaker style
so popular, and Maya so irresistible.

SMOOTH PAINTED SHAKER DOOR

Smooth Painted

18mm MDF


87mm Frame Width



Timeless. Traditional. On-trend.
Maya's all you need it to be.

The framed shaker look. It adds just the right amount of simplistic design to create interest, yet allows a vast range of features to be added to turn it into a classic or contemporary masterpiece. How you style it is entirely up to you. But whatever you decide, Maya's 18mm doors and smooth painted, subtle-sheen style will provide the perfect blank canvas for your ideas.





NATURAL HALIFAX OAK

Style notes

For a classic shaker look choose our Natural Halifax Oak worktop and Windsor Knobs in Pewter. Alternatively, create your own take on the shaker style by pairing a modern handle to create a subtle, updated feel.





Diani

Little details often make the biggest difference.
 The unexpected splash of colour.
 The subtle hint of flavour.
 The discreet beading of Diani.

SMOOTH PAINTED SHAKER DOOR


Smooth Painted

18mm MDF

93mm Frame Width


A refreshing twist.
Take a closer look at Diani.

You may not see it straight away. But on closer inspection, you'll notice Diani offers a shaker style with a difference. Its 18mm thick, smooth painted doors with an understated sheen have that familiar framed look, but the internal beading around the centre panel brings that little extra contrast to the design, adding just enough grace and interest to make the subtlest of statements.





LIGHT GREY




GRAPHITE






Style notes

Diani brings a refreshing element on the traditional shaker style door. For a truly elegant style, team Diani's fascia with brass knobs and our 25mm square edge Grey Braganza Granite worktop.





Elsdon

A clean, smooth matt sophisticated shaker, serving up everyday living with a side of style.

SMOOTH PAINTED SHAKER DOOR

Smooth Painted

18mm MDF

68mm Frame Width







Style notes

Break up the kitchen island with contrasting worktops to create a dual purpose space: one for storage and a decorative focal point; the other meant for preparing meals. When complemented with simple knobs these contrasting finishes take centre stage.





THORNHAM



COLMAR



TAVIRA



CONDESA



LYNFORD



AYLSHAM



HOLKHAM

Grained Painted Shaker Doors

For a feeling of authenticity, our painted ash doors feature an enhanced woodgrain effect, adding a sense of nature to your home. Choose a painted finish and allow the beauty of the ash to shine through, or opt for lacquered oak to allow the wood to take centre stage.



Thornham

A minimalist take on the shaker style that is truly worthy of envy in any setting.
Welcome home to Thornham.

GRAINED PAINTED SHAKER DOOR
Painted Ash Grain
20mm Thick
68mm Frame Width

Exceeding design expectations every day. In every way.

The simple beauty of painted wood in intriguing colours gives Thornham a fresh look while providing the design options modern living demands. The best of both worlds means never having to settle for less when you choose Thornham.








Style notes

To make Thornham, or any other style of painted door stand out, try utilising some of the Gaddesby Kitchens trendier colours which allow you to make a bold statement with your kitchen design.





Colmar

It's human nature; the desire to go further and extend our capabilities beyond what was previously possible. Just as Colmar does for the shaker style.

GRAINED PAINTED SHAKER DOOR
 Painted Ash Grain or Lacquered Oak
 20mm Thick
 93mm Frame Width

Enduring elegance,
taken a step further.
That's Colmar.

Just how far can the traditional simplicity of the shaker style go? You'd be surprised. Certainly, Colmar features the 5-piece, solid-framed flat-panelled door in solid, 20mm-thick oak or ash as you'd expect, the brushed painted finish giving a greater depth of grain to add to its ageless beauty. But it also offers a myriad of possibilities with glazed doors, curved ends and open shelving.




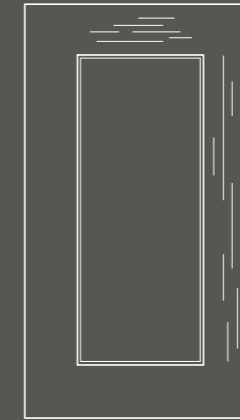




Style notes

Beautifully distinctive, Colmar can be tailored to suit any taste. Combine Vintage Pink and Slate Blue from our vast choice of finishes, with our White Cararra Marble worktops for a truly dramatic shaker style. Alternatively, consider Colmar's Light Grey fascia with our 25mm Anthracite Metal Rock worktop for a more contemporary feel.





Tavira

Should design classics be updated?
It's an interesting question.
And in the case of the shaker kitchen,
Tavira provides the perfect answer.

GRAINED PAINTED SHAKER DOOR

Painted Ash Grain or Lacquered Oak

20mm Thick

93mm Frame Width



Contemporary. Classic. Tavira.

The style of shaker has never fallen from grace. But that's not to say it can't be given a refreshing twist. Here, the 5-piece oak or ash 20mm-thick door features a discreet internal moulding, adding a touch of character – while the brushed finish highlights the depth of the grain. With design options from glazing to over mantles, Tavira is a contemporary classic.








MUSSEL

PARISIAN BLUE

Style notes

The internal mouldings characterise this contemporary style door. For a distinctive twist add open shelves for those showstopping appliances. To create a stately country house vibe, pair a mantel with an integrated extractor hood and traditional gas range.





Condesa

Elegantly proportioned, beautifully finished.
With its raised panel design, Condesa
already feels like an instant classic.

GRAINED PAINTED SHAKER DOOR
Painted Ash Grain or Lacquered Oak
20mm Thick
93mm Frame Width with Raised Centre Panel

A Condesa kitchen.
It's just a touch different.

Contours as pleasing to the eye as they are to the touch. With Condesa, the design inspiration is definitely shaker – but with a centre panel that raises it above the ordinary. The 20mm thick, 5-piece solid frame in oak or ash echoes traditional proportions, while the brushed finish accentuates the depth of grain for even more style.







LIGHT GREY VALMASINO MARBLE

Style notes

To create an elegant, refined statement, try pairing glazed dressers with a traditional marble worktop. For a richer shaker style, Marine Blue makes for a truly impressive look.



Lynford

A modern shaker style with a twist:
Lynford combines an ash finish
with a double step profile for that
little something extra.

GRAINED PAINTED SHAKER DOOR
Painted Ash Grain with Double Step Profile
21mm Thick
78mm Frame Width



A refined profile.

While the Lynford door style origin is shaker, it's design hallmark is in the routed double step profile that truly sets it apart, adding character and depth to any room it graces.





Style notes

For a more drama, choose a deeper finish such as Cannon Black or Antique Red, to transform an otherwise mundane room into an oasis (above). Equally dramatic, opt for a breakfast bar integrated into a kitchen island fit for the poshest of restaurants—your home (far right).






LYNFORD | Antique Red and Shell



LYNFORD | Cannon Black



Aylsham

Combining the renowned aesthetics of a shaker door with the rising popularity of the micro frame, Aylsham's unassuming style is the shaker door reimagined.

GRAINED PAINTED 5 PIECE MICRO SHAKER DOOR

Painted Ash Grain

20mm Thick

27mm Frame Width (47mm Reverse)



Where minimalism meets the traditional.


Blending the durability of a 5 piece door with the subtly grained painted finish, Aylsham is equally at ease in traditional settings, while the micro frame pays homage to a contemporary, scandi style space, forming a door that feels like home anywhere.





Style notes

Reeded glass doors add intrigue to custom cabinets, while a cosy nook and desk space adds form and function to any bedroom or home office.





Holkham

A modern handleless door style meets a shaker frame to create an effortless, integrated look that is destined to become a classic.


GRAINED PAINTED SHAKER DOOR
 Painted Ash Grain with Integrated Handle
 21mm Thick
 55mm Frame Width



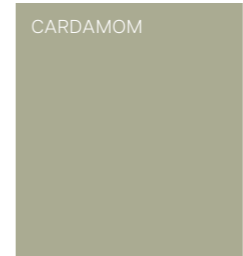
The priceless look of simplicity.

The design and style of Holkham never disappoints when you enter this kitchen. Form meets function with a wide choice of finishes to allow your personal style to shine through.






VINTAGE PINK




CARDAMOM

Style notes


With the seamless style of Holkam it's easy to use tall cabinets as built in storage to create a cosy breakfast nook. Just add your own comfy furnishings in your favourite colours for a style which is easy to update with evolving trends.



PAINSWICK



WAKELEY



ARDLEY



JARROW

In-Frame Effect Painted Shaker Doors

Beautifully crafted and akin to the favoured in-frame door, our in-frame effect range features the same distinctive stylings but at a fraction of the cost. Combine with one (or more) of our painted finishes to create your dream kitchen style.



Painswick

The refined taste of this in-frame effect door style gives both a touch of elegance and timelessness.

IN-FRAME EFFECT PAINTED SHAKER DOOR

Smooth Painted

18mm Thick MDF

34mm Frame, 5mm Router Line, 68mm Frame




The flawless choice
for your dream kitchen.

From its smooth matt paint to its in-frame
router shaker effect, this door spares
no detail to make your dream kitchen
a masterpiece.



Style notes

The trendy Slate Blue of Painswick when framed with the timelessness of Light Grey, creates an island that commands attention while allowing your overall kitchen to maintain a traditional and homely feel.



Wakeley

An in-frame effect routed door with graceful lines to create a chic take on the shaker door.

IN-FRAME EFFECT PAINTED SHAKER DOOR

Painted Ash Grain

20mm Thick

28mm Frame, 5mm Router Line, 60mm Frame

More than just a kitchen,
Wakeley style goes
above and beyond.

The beauty of Wakeley needn't be limited to the kitchen. The ever-adaptable design of Gaddesby Kitchen cabinets can be configured to create a wall unit to tie open floor plans together for entertaining as well as cooking.







Style notes

Add a coordinating laundry room, as practical as it is pretty, for seamless style throughout your home. Give your workspace a makeover and lift your spirits to take the drudgery out of daily chores.





Ardley

An in-frame effect routed door with slim lines for a minimalist look that is anything but ordinary.

IN-FRAME EFFECT PAINTED SHAKER DOOR

Painted Ash Grain

20mm Thick

28mm Frame, 5mm Router Line, 35mm Frame



For a nod to tradition
and a love of modern
there's Ardley.

Why not have the best of both worlds?
Ardley allows you to create a space
rich in everything you want without
losing anything you need. Ardley is
proof you can have your cake and eat
it too.





Style notes

Frame a window with a stylish sitting area for added intrigue to a beautiful view as well as storage for family games or children's toys.



Jarrow

This 5 piece in-frame effect door with a raised centre panel suits your flair for a traditional styled kitchen whilst being up-to-date and fresh all at the same time.

IN-FRAME EFFECT PAINTED SHAKER DOOR

Painted Ash Grain

20mm Thick

28mm Frame, 5mm Router Line, 57mm Frame

Bold panels, traditional twist.

For a farmhouse look with flair Jarrow has depth and presence. For a more open feel, upper cabinets can be used sans doors to display your everyday crockery or decorative items that showcase your style.







Style notes

Design a cosy corner for casual dining, turn a nook into a practical home office or just create extra storage space in another living area.






AIRFORCE




DEEP FOREST




ANTIQUE RED



DUST GREY



CANNON BLACK




GRAPHITE



CARDAMOM



GUN METAL GREY



CASHMERE




HERITAGE GREEN



INDIGO BLUE



MARINE




IVORY




MONUMENT GREY




LAVA



MUSSEL



LIGHT GREY



PANTRY BLUE




LIGHT TEAL



PARISIAN BLUE



PORCELAIN




STONE




REED GREEN




STONE GREY



SAGE GREEN



TAUPE GREY



SHELL



VINTAGE PINK



SLATE BLUE



VIRIDIAN



WILLOW



LIGHT OAK*



SANDED ASH**

*Available in Condesa, Tavira and Colmar door styles only

**Available in Thornham, Colmar, Tavira, Condesa, Holkham, Wakeley, Ardley and Jarrow door styles only



Wooden Cabinet Accessories

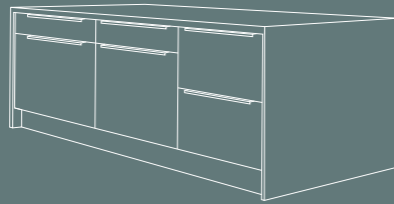
Wooden cabinet accessories add convenience, storage and style to any Gaddesby Kitchen. Put them on show as functional statement pieces or inside a pantry to make the best use of your kitchen space no matter its size.



Wooden Cabinet Accessories | Pantry Spice Rack (bespoke cabinet configuration, for reference only)



Wooden Cabinet Accessories | Wine Glass Holder and Wine Rack Rail (bespoke cabinet configuration, for reference only)




CABINETS


Cabinets

It's all about quality and durability.
It's what Gaddesby Kitchen cabinets are renowned for.
And because we manufacture them ourselves we know
they're built to a consistently high standard.


Whichever style you choose, they will always be fitted
with high quality hinge, lift or drawer systems.
So if you want to know the real strength of a
Gaddesby Kitchen, simply take a look inside...



ALABASTER




LIGHT GREY




ALPINE WHITE



ONYX GREY



CASHMERE



PLATINUM WHITE



DAKAR



SILVER GREY



DUST GREY



STONE GREY



BROWN CASELLA OAK



GREY NEBRASKA OAK



BROWN ORLEANS OAK



LANCASTER OAK



CASCINA PINE



LIGHT GREY CHICAGO CONCRETE



GREY BARDOLINO OAK



LIGHT NATURAL CASELLA OAK



GREY GLADSTONE OAK



MARONE CASELLA OAK



NATURAL CASELLA OAK



NATURAL HALIFAX OAK



PASADENA PINE



SAND ORLEANS OAK



TOBACCO HALIFAX OAK



WHITE CASELLA OAK



WHITE CHROMIX



WHITE HALIFAX OAK





Internal Storage

This is where we get really clever. In any kitchen, efficient use of space is vital. From simple wine racks to ingenious carousel systems for corner cupboards, you won't believe the space you have available.

Innoston makes the most of ALL your kitchen space.

Designed to maximise every inch of your kitchen, Innoston Plus is expertly manufactured to ensure the highest quality in every product.

Innoston Plus storage solutions boast heavy-duty mechanisms for smooth, soft operation and feature stylish dark grey gallery rails with a matte grey base to seamlessly blend function and style. Whether you need individual basket applications or full-height extension ladders, Innoston Plus caters to any space.

In addition, soft-closing runners, solid bases, shelves, and baskets with anti-slip surfaces and adjustable tray locations, full extension openings, concealed runners, and self-centering action on rotating carousels make Innoston Plus the perfect choice for a sleek and efficient kitchen.

innoston PLUS



Base Pull Outs

The perfect solution to the age old problem of getting to hard to reach areas at the back of base units. Innoston base pull outs slide out effortlessly to display their entire contents making it easy to see what you have and what you need.



Individual Pull Outs

Individual Pull Outs take the hard work out of accessing large items such as pots and pans. Opening at floor-level, their sturdy shelves slide out seamlessly on super-smooth runners and can easily support even the heaviest cast iron cookware.



Blind Corner Optimisers

Storage should be about maximising the space available – and the blind corner optimiser does just that. No more dead space in corner units, this cleverly-designed solution allows you to smoothly slide out one side followed by the second to give easy access to everything stored in there.



Ultimate Carousel Plus

A tried and tested way of using every inch of corner unit space, the carousel offers simple, direct access to every item. A wide variety of innovative designs is available, including semi-circle, three-quarters and full circle, with a choice of trays and storage compartments.



Nuvola Twin Shelf

The Nuvola makes the most of corner space and is stylishly finished in grey and chrome. Each swing shelf is independently mounted on a permanent shelf or cabinet base and can take a hefty 20kg load – making Nuvola ideal for pans and larger items.



1/2 Carousel

A tried and tested way of using every inch of corner unit space, the carousel offers simple, direct access to every item. A wide variety of innovative designs is available, including semi-circle, three-quarters and full circle, with a choice of trays and storage compartments.



3/4 Carousel

The Nuvola makes the most of corner space and is stylishly finished in grey and chrome. Each swing shelf is independently mounted on a permanent shelf or cabinet base and can take a hefty 20kg load – making Nuvola ideal for pans and larger items.



Bins

With a focus on the environment, the kitchen bin has evolved into a convenient station for recycling, composting, and general waste. Available in various sizes and styles, our integrated bins make it easy to separate waste while keeping it tidy and out of sight.





Bar Handles



Cup Handles



Knobs

Handles & Knobs

A different dimension, a fresh twist...
it's surprising how your choice of handles
can utterly transform your kitchen design.
And with such a huge range available,
the possibilities are endless.

For more information, or to view our
Components Portfolio, please see your
Gaddesby sales representative.

Get a handle on it.

Handles are one of the simplest ways to personalise any kitchen. They can add sleek, modern styling or be a subtle or traditional feature for the perfect finishing touch. Think of them as jewellery for your kitchen cabinets.

With so many handle styles to choose from, covering all sorts of shapes, materials and finishes, only a small selection is shown in this brochure. Be sure to ask your retailer to see the complete range available.



Antique Brass



Matt Black




Pewter



Satin Brass



CAMDEN Cup Handle | Pewter, Matt Black, Antique Copper, Champagne Gold, Chrome, Satin Brass, Antique Black & Brushed Nickel



Antique Brass Matt Black Pewter Satin Brass

LINDEN | D Handle, Cup Handle, Round Post Knob, Rectangular Knob in Matt Black



LINEA | Bar Handle, Round Knob, Round Post Knob in Antique Brass, Chrome, Satin Brass & Matt Black



FENDER KNURLED | D Handle, Round Knob, T Knob (not available in Antique Brass), Round Post Knob



Matt Black



Pewter



Satin Brass



Antique Copper/
Chrome



Black/
Chrome



Pewter/
Chrome



ANAIS | Pull Handle in Chrome, Champagne Gold, Matt Black & Brushed Nickel



CROFTON | Rear Fixed Base Handle in Antique Copper, Black, Brushed Nickel, Satin Brass & Satin Chrome



Pewter Finish | INES D Handle, CAMDEN D Handle, WINDSOR Shell, CAMDEN Cup, WINDSOR Cup, CAMDEN Rectangular Knob, CAMDEN Oval Knob, FINSBURY Round Knob, WINDSOR Round Knob



INES | D Handle & Square Knob in Antique Brass



Satin Brass Finish | CAMDEN Cup & D Handle, SLIM SQUARE D Handle, INES D Handle & Square Knob, WINDSOR Round Knob



Matt Black Finish | INES D Handle, RENNE D Handle, CAMDEN Cup, SLIM SQUARE D Handle, WINDSOR Round Knob, INES Square Knob



Worktops

The perfect worktop not only has to look great in your chosen kitchen style, it has to work hard too. Ideally, it should take whatever you throw at it everyday— from slicing bread, to rolling pastry and chopping vegetables. Then, with one wipe, look good as new.

LAMINATE | QUARTZ | CERALSIO

Long-Lasting Laminates.

Our EGGER Worktops Collection offers a versatile range of high quality, durable worktops. From wood to marble effect, there is a finish to suit every interior.

The real beauty of our worktops is in their attention to detail. Each finish is texturised to look and feel just like the natural equivalent – but without the ongoing care and maintenance of solid wood or stone. They're also an environmentally-friendly option, being PEFC accredited and easy to recycle.

TOUGH STAINS, TOUGHER WORKTOPS

Everyday marks such as coffee, red wine, curry and shoe polish can be easily removed with a damp cloth and mild surface cleaner.

CRASH, BANG...NO PROBLEM


If a heavy object should fall out of a cupboard, don't worry – these high density worktops can take it and they are scratch resistant, too.

STANDING THE HEAT

As they'll be located next to hot ovens and microwaves, we've tested them up to 180°C.

FREE FROM FADE AWAY

While wood can lose or change colour with long-term exposure to sunlight, our laminates don't.



ANTHRACITE CANDELA MARBLE | 25MM



CUPRIA SLATE | 25MM



ANTHRACITE METAL ROCK | 25MM



GREY BRAGANZA GRANITE | 25MM



CALAIS TRAVERTINE | 25MM



GREY CASCIA GRANITE | 25MM



CREMONA MARBLE | 25MM



LIGHT GREY CANDELA MARBLE | 25MM



CRYSTAL MARBLE | 25MM



SAND GREY CALVIA STONE | 25MM



WHITE CHROMIX | 25MM



COGNAC BROWN SHERMAN OAK | 38MM



WHITE LEVANTO MARBLE | 25MM



LIGHT NATURAL DAVENPORT OAK | 38MM



NATURAL HALIFAX OAK | 38MM



PEWTER HALIFAX OAK | 38MM



ANTHRACITE MOUNTAIN BASALT | 38MM



CHROMIX SILVER | 38MM



ANTHRACITE STEEL GREY | 38MM



CREMONA MARBLE | 38MM



BLACK PIETRA GRIGIA | 38MM



DARK HUNTON OAK | 38MM



BLACK SPARKLE GRAIN | 38MM



GREY BARDOLINO OAK | 38MM



CASCINA PINE | 38MM



GREY BROWN WHITERIVER OAK | 38MM



GREY SPARKLE GRAIN | 38MM



PREMIUM WHITE | 38MM



LIGHT GREY CHICAGO CONCRETE | 38MM



SAND BEIGE TITANITE | 38MM



LIGHT GREY VALMASINO MARBLE | 38MM



SAND GREY CALVIA STONE | 38MM



NATURAL HAMILTON OAK | 38MM



SCIVARO SLATE | 38MM



OAK BUTCHERLOCK | 38MM



VINCENZA OAK | 38MM



SCIVARO SLATE | 38MM



VINCENZA OAK | 38MM



WALNUT BUTCHERBLOCK | 38MM



WHITE LEVANTO MARBLE | 38MM



WHITE SPARKLE GRAIN | 38MM

Quality Quartz Worktops.

CRL Quartz worktops are man-made and engineered using 93% natural quartz crystals, extracted from around the world. The crystals then undergo processing, where they are crushed and ground to achieve a range of textures, from fine to coarse. Next, the crystals are combined with various resins and polymers to create a wide range of finishes.

EASY MAINTENANCE

Non-porous quartz surfaces resist bacteria and stains, making cleaning as simple as wiping with warm water and mild soap. Quartz worktops do not need annual sealing, saving you time and money.


TRIVETS ARE NOT TRIVIAL

Whilst quartz worktops are known for durability, it's advisable to use trivets or heat resistant mats and avoid placing hot pans directly onto the surface. Quartz surfaces have a heat resistance threshold of up to 150°C, but repeated exposure may cause colour changes or distortion.

COMMENDABLE DURABILITY

Quartz worktops boast commendable durability with regards to resisting scratches, however they are not invulnerable to harm. It's recommended to use a cutting board while chopping food to avoid scratching.

CRL | Quartz
WORKTOPS



Sophisticated Ceralsio Worktops.

CRL Ceralsio worktops offers a versatile design solution appropriate for any setting and are available in a large range of colours, finishes and thicknesses. These ceramic worktops are ideal for kitchen and bathroom worktops as well as flooring, wall cladding, media walls, and outdoors areas.

STAIN, SCRATCH & IMPACT RESISTANT

Ceralsio is not affected by solvents, detergents, bleach, oil, vinegar or citrus juice provided the stain is cleaned away within 24 hours. While food may be cut directly on the surface without damage, it is advised to use cutting boards for food preparation.

HEAT, FROST & ICE RESISTANT

Ceralsio does not burn or smoke when exposed to high temperatures, allowing you to rest hot pans on the surface without causing damage. In addition a low water absorption rate of less than 0.2% makes it perfect for outdoor environments.

ULTRA-VIOLET RAY RESISTANT

Ceralsio worktops are colourfast despite the passing of time, even when used outdoors.

EASY TO CLEAN & CARE FOR

Ceralsio worktops require no special products. Stains can be removed with water or mild cleaning products.

CRL | STONE





Sinks, Taps & Appliances

The finishing touches can make all the difference when it comes to creating your dream kitchen. Caple sinks are made in ceramic, granite, glass or stainless steel and our taps range from the classic to the high-tech to bring your kitchen to life.

Think about sinks.

People use sinks in many different ways. Do you require a drainer? How many bowls do you need and what sizes will be most useful? How about the space you have available? Now turn your attention to style. What will go best with your kitchen? Finally, you need to choose the finish: metallic steel, ceramic, stainless steel, or granite?

Ask your retailer about the complete portfolio of Caple sinks to accent your Gaddesby Kitchen.



Talk about taps.

A tap can make a real statement in your kitchen. Rising above the worktops, the kitchen taps often draw the eye, especially in an island unit. Choose a curvy traditional tap or a more contemporary minimalist look. Tap technology has advanced in recent years, and you can install a tap that filters water, or a steaming hot water tap for an extra-fast tea.

Caple taps come in multiple finishes to match or contrast, including traditional stainless steel, modern black and an array of trendy metallics. Ask your retailer about the complete portfolio of Caple taps you can choose from to complete your Gaddesby Kitchen.



In awe of appliances.

You spend a lot of time in the kitchen—so give it the quality and creativity it deserves. Whether you're a keen chef or simply love the social side of the kitchen, Caple has a vast range of appliances for cooking, cooling and washing. You can even add some fancy extras, such as a warming drawer, coffee machine or a wine cabinet. Choose one of each to cook up a perfectly balanced kitchen, or simply choose à la carte appliances from the menu as needed.

Ask your retailer about the complete portfolio of Caple appliances to complete your Gaddesby Kitchen.



**DISCLAIMER:**

In the interests of our ongoing product development programme East Coast Fittings Ltd reserve the right to discontinue, amend designs, materials or production methods of any of the products featured within this publication without prior notice.

Whilst every care has been taken to ensure that colours and finishes in this publication are accurate, due to the printing process involved in the production of this publication the reproduction of colours and finishes cannot be guaranteed as a true likeness. They should therefore only be used as a guide. Please also note that lead times may vary by finish.

All images and illustrations featured in this publication are the copyright of East Coast Fittings Ltd. Images and Illustrations may not be reproduced, copied, transmitted or manipulated without the permission of East Coast Fittings Ltd.

GADDESBY
KITCHENS

www.gaddesbykitchens.co.uk

◀ECF▶

EDITION 14.1
SS.BR.2005